

Architect: Valentín de Madariaga
Photo: Curia

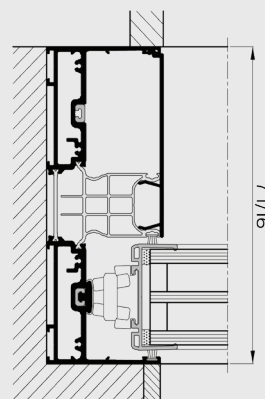


HI-FINITY

Your dream come true...

R

Reynaers
Aluminium



Available in a wide variety of configurations with open or glass corners, large and connected glass panels, motorized sashes, pockets, and alternative threshold solutions, Hi-Finity can wrap itself around any building. For the most challenging requests, you can rely on our project department to design and deliver a bespoke solution tailored to your needs. Hi-Finity is designed to be invisible when you want it to be, but when you look closer, you will see the strong attention to detail. The excellent performances allow the system to be comfortably implemented in all projects: from a residential suburban home to a high-rise hotel near the seaside. All of this, in combination with the high energy performance and the minimalistic look, makes this product the go-to solution for low-energy contemporary architecture.

EUROPEAN ALUMINIUM
Environmental Product Declaration






INFINITE VIEWS

By integrating the aluminum profiles into the walls, the glass surfaces are extending from floor to ceiling, creating the ultimate minimalistic appearance, giving you a view without boundaries.

The Floor Finish solution lets the threshold disappear below the flooring.

EXPERTISE

Hi-Finity's field of application is very broad, from residential homes to large high-rise towers. Years of experience in the industry have increased our project knowledge and resulted in significant upgrades to this system, improving the experience for everyone involved, from architects to homeowners.



OPEN CORNER

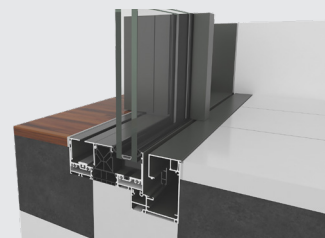
A creative corner solution makes it possible to open up spaces without any fixed corner element. When the sliding door is open, the corner is entirely free, offering a unique solution for the application in places where access to the exterior adds particular value and expands the living area, e.g. residential homes, penthouses, holiday homes, and hotels.

CONCEALED MOTOR

Accessibility and comfort are enhanced by an automated opening. The motorized solution drives the full glass Hi-Finity sliding system conveniently and safely, offering panoramic views with ultimate comfort. A fully concealed motor ensures that the sliding door opens and closes automatically, by the use of a switch or by connecting the motor to your home automation system. This high performance motor guarantees optimum convenience in a safe and reliable solution. With this extension, the Hi-Finity sliding doors offer the ultimate solution for low-energy contemporary architecture.

WALL

On top of all the other available design choices, multiple standard glass panels can be linked together with 1 3/8 in. slim vertical profiles. This attribute turns the Hi-Finity system into a glass facade with sliding features, rather than a standalone sliding system.



MAXIMUM COMFORT

Linking multiple sliders to each other and a domotics system is easy with our thoroughly tested plug-and-play motor design. It enables the use of large, heavy sashes, with guaranteed optimum convenience during use. These large glass areas maximize the incoming light through the facade, creating a comfortable and spacious feeling inside.



Architect: Juyuan

Architect: G.C.
Photo: Weizel

HI-END PERFORMANCES


Hi-Finity is not only an elegant architectural product; it has the performances to back up the ambitions of being a full-fledged sliding system capable of being used anywhere, even in challenging environments.

ZERO THRESHOLD

Hi-Finity is always a zero threshold solution, but we also offer 2 alternatives:

Profile Finish lets you cover the track area, so the floor level remains the same everywhere, which is especially useful with multitrack solutions.

Floor Finish lets you completely erase the system boundaries, by continuing flooring on top of the system. When the door is opened, the bottom profile 'disappears'.








Profile Finish



Floor Finish

TECHNICAL CHARACTERISTICS			
Style variants		DOUBLE GLAZING	TRIPLE GLAZING
Height	Built-in frame	2 11/16"	3 15/16"
Visible width / height	Vent	5/16"	3/8"
	Meeting section	1 3/8"	
	Meeting section 4 doors	2 5/8"	2 11/16"
Overall system depth	Frame	Duo Rail: 5 13/16" 3-Rail: 9 3/16"	Duo Rail: 7 1/16" 3-Rail: 11 1/8"
	Vent	1 3/4"	2 3/8"
Maximal element height		137 13/16"	
Maximal weight	Manual vent	661 lbs	
	Motorized vent	1,653 lbs	
	Fixed glass pane	2,645 lbs	
Glass thickness		1 7/16 - 1 1/2"	2 1/16 - 2 1/8"
Glazing method		Structural glazing	
Thermal insulation		1 5/8 & 1 15/16" fiberglass reinforced polyamide strips	

PERFORMANCE SPECIFICATIONS ⁽¹⁾			
ENERGY			
 Thermal Insulation ⁽²⁾ (Btu/hr-ft ² -°F) per NFRC 102	Glazing	Double	Triple
	Uw	0.28	0.20
	SHGC	0.21	0.20
COMFORT			
 Acoustic performance ⁽³⁾ ASTM E90-09/1332	STC	45	
	OITC	37	
 Air tightness, max. test pressure ⁽⁴⁾ (cfm/ft ²)	0.07		
 Water tightness ⁽⁵⁾ (psf)	12		
 AAMA Rating AAMA/WDMA/CSA 101/I.S.2/A440, NAFS	AW PG60		

This table shows classes and values of performances, which can be achieved for specific configurations and opening types.

- (1) All results based on gateway sizes; vary depending on glass/profile combinations | Above Uw & SHGC values do not necessarily work in combination.
- (2) Uw is the measure of heat transfer through the fenestration product with glass. The lower the Uw, the better the thermal insulation of the element.
- (3) The sound reduction index measures the capacity of the sound reduction performance of the frame and glass.
- (4) The air tightness test measures the volume of air that would pass through a closed window at a certain air pressure.
- (5) Water tightness testing applies a specified air pressure differential while simultaneously spraying water on to the ext. face of the assembly at the rate of 5 gal/hr/ft².

REYNAERS ALUMINIUM • t. +1 480 272 9688

www.reynaers.us • info@reynaers.us

07/2021 – 0000HF00 – Publisher Responsible at Law: D. Willems
21430 N 15th Lane, Suite 100 | Phoenix, AZ 85027 | USA

R

Reynaers
Aluminium

TOGETHER FOR BETTER

